



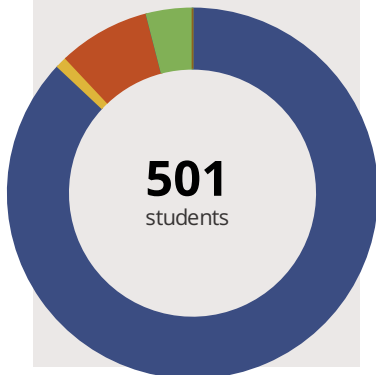
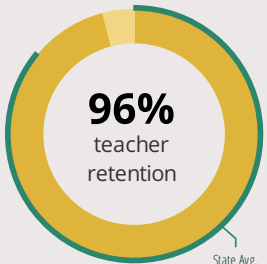
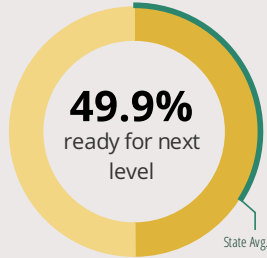
# COAL CITY MIDDLE SCHOOL

500 S CARBON HILL RD COAL CITY, IL 60416 9526 (815) 634-5039

Grades: 6-8  
District: COAL CITY CUSD 1

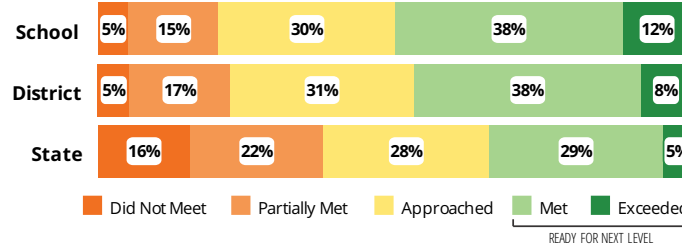
Principal: Mr. Travis Johnson  
Superintendent: Dr. Kent Bugg

## FAST FACTS



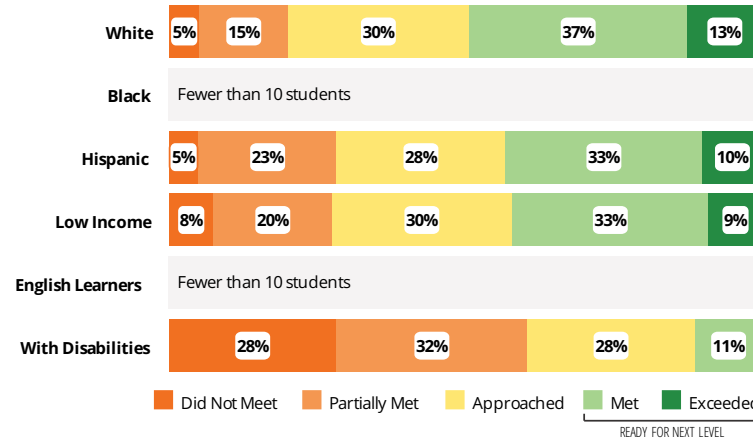
## Academic Success

All Illinois students in grades 3-8 take the PARCC assessment each year. High school students take the SAT in Math and English Language Arts.



## Success by Student Group

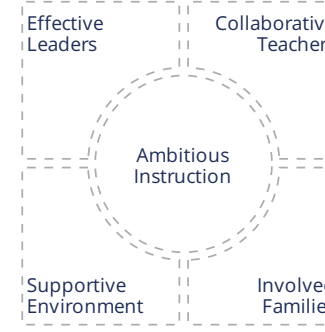
This display shows PARCC performance levels for each student group. No data is shown for groups with fewer than 10 students.



## Student Characteristics

White	87%	Low Income	29%
Black	1%	English Learners	1%
Hispanic	8%	With Disabilities	9%
Asian	0%	Homeless	1%
American Indian	0%		
Two or More Races	4%		
Pacific Islander	0%		

## School Environment



The **5Essentials Survey** allows students in grades 6-12 and all teachers to share their perspectives on essential conditions for learning. The anonymous survey consists of 5 components.

- Most implementation
- More implementation
- Average implementation
- Less implementation
- Least implementation
- Not Applicable/Low Response

### Response Rates

Students	-
Teachers	-

### Effective Leaders

Do principals and teachers implement a shared vision for success?

### Collaborative Teachers

Do teachers collaborate to promote professional growth?

### Ambitious Instruction

Are the classes challenging and engaging?

### Supportive Environment

Is the school safe, demanding, and supportive?

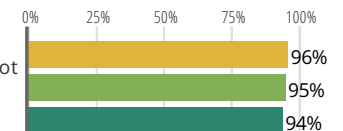
### Involved Families

Does the entire staff build strong external relationships?

## Student Attendance and Mobility

### Attendance Rate

Rate at which students are present at school, not including excused or unexcused absences



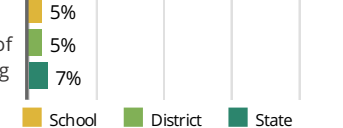
### Chronic Truancy Rate

Percentage of students who have been absent without valid reasons for 5% or more of regular school days



### Student Mobility

Percentage of students who transfer in or out of the school during the school year, not including graduates





# COAL CITY MIDDLE SCHOOL

## School Highlights

### Academic Courses

Coal City Middle School offers courses in five core academic areas including: English Language Arts Math Science Social Studies Encore classe are offered in the following areas: Art Chorus - 6th Grade Computers Heath - 7th /8th Grade Spanish Elective Courses: Band - 6th/7th/8th Grade Chorus - 7th/8th Grade

### Physical Education, Heath and Wellness

Family Wellness Night in April, Get Fit with the Coalers Program, Health Education Courses, Presidential Physical Fitness Testing, Progressive Aerobic Cardiovascular Endurance Run (PACER) Testing

### Other Programs and Activities

8-9th Grade Transition Workshops, Art Club, Auditorium Tech Crew, Chess Club, Conflict Resolution, Drama/Theatre, Environmental Club, Forensics/Speech Teams, Investment Club, Jazz Band, Marching Band, Math Club, Minecraft Club, Parent Associations, Peers Offering Positive Solutions (POPS), Pep Band, Reading Clubs, Scholastic Bowl, Spelling Bee, Student Council/Government, Yearbook Club

### School Awards

ISBE Academic Excellence Award

### Career Development Courses and Programs

Career Cruising offered to 8th grade students

### Athletics

Boy's Baseball, Boy's Basketball, Boy's Track & Field, Boy's Wrestling, Color Guard, Girl's Basketball, Girl's Softball, Girl's Track & Field, Girl's Volleyball

### School Personnel Resources

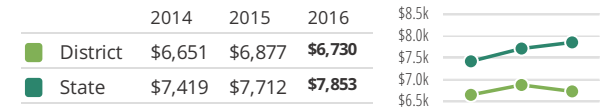
Librarian/Media Specialist, Paraprofessional, Reading Specialist, School Guidance Counselor, School Social Worker, Special Education Teacher, Speech Language Pathologist-non teaching

### Facilities

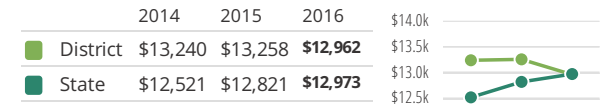
2 Gymnasiums, CCMS provides outdoor space for Coal City Miners Football Program, Community Room for community events

## District Finance

**Instructional Spending per Pupil** includes only the activities directly dealing with the teaching of students or the interaction between teachers and students.



**Operational Spending per Pupil** includes all costs for overall operations in this school's district, including Instructional Spending, but excluding summer school, adult education, capital expenditures, and long-term debt payments.



## Educator Measures

This school has had **2 principal(s)** over the past 6 years. In the last three years, an average of **96% of teachers** return to this school each year.

## FOR MORE INFORMATION

Visit [IllinoisReportCard.com](http://IllinoisReportCard.com) to see additional details about each item of information for this school. There you will find charts spanning multiple years, detailed explanations, resources, more of the school's programs and activities, and powerful tools that let you dig deeper into data.

Most of this data has been collected by ISBE from school districts through data systems. Some information, such as the School Highlights, is entered directly by principals and can be updated throughout the year.